

Nintendo

F-ZERO X

OPERATION CARD



For more information on how to operate or game contents, please read the instruction manual. Also, please store this Operation Card safely with your Game Pak.

Z Button: Slide left

+ **Z** : Slide turn left

+ **Z** : Drift turn right

START / Pause

Adjust machine settings or replay a race when paused.

R Button → Slide right

+ **R** : Slide turn right

+ **R** : Drift turn left

C LEFT: Switch between lap display and course radar (three- and four-player VS mode only)

C UP/RIGHT: Switch camera angles

C DOWN: Air brake

B Button: Boost


Boost can be used on the second lap. Press the B Button while holding the A Button and your speed will instantly increase, while your energy decreases.

A Button: Accelerate


Control Stick:

Steer

Tilt the Control Stick for tighter turns.



During a jump



Z **Z** : Z twice (tap) Side attack left
R **R** : R twice (tap) Side attack right

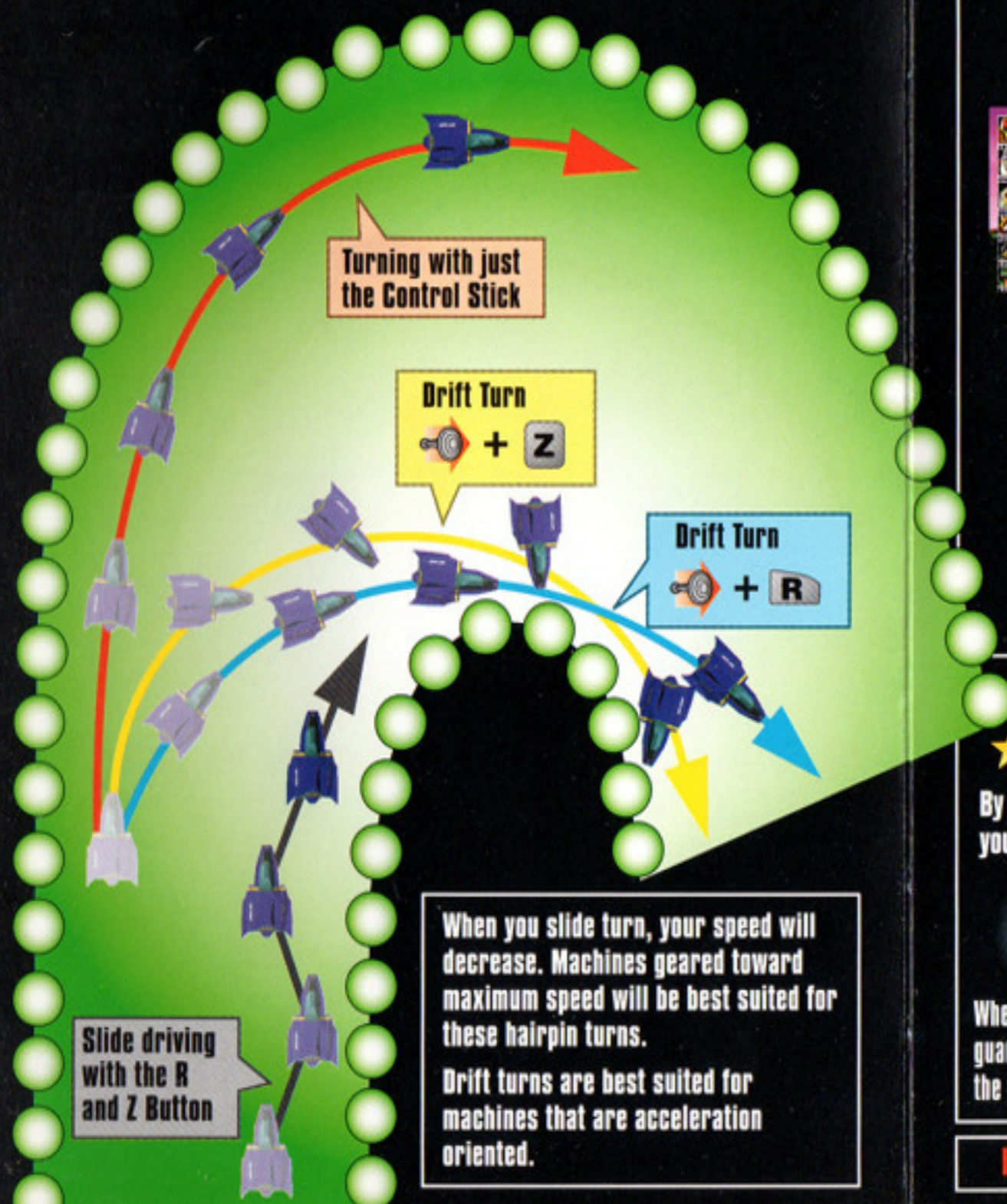
Hold **R** + **Z** & tap **Z** twice or Hold **Z** + **R** & tap **R** twice

R + **Z** & **Z** : Spin attack
Z + **R** & **R**



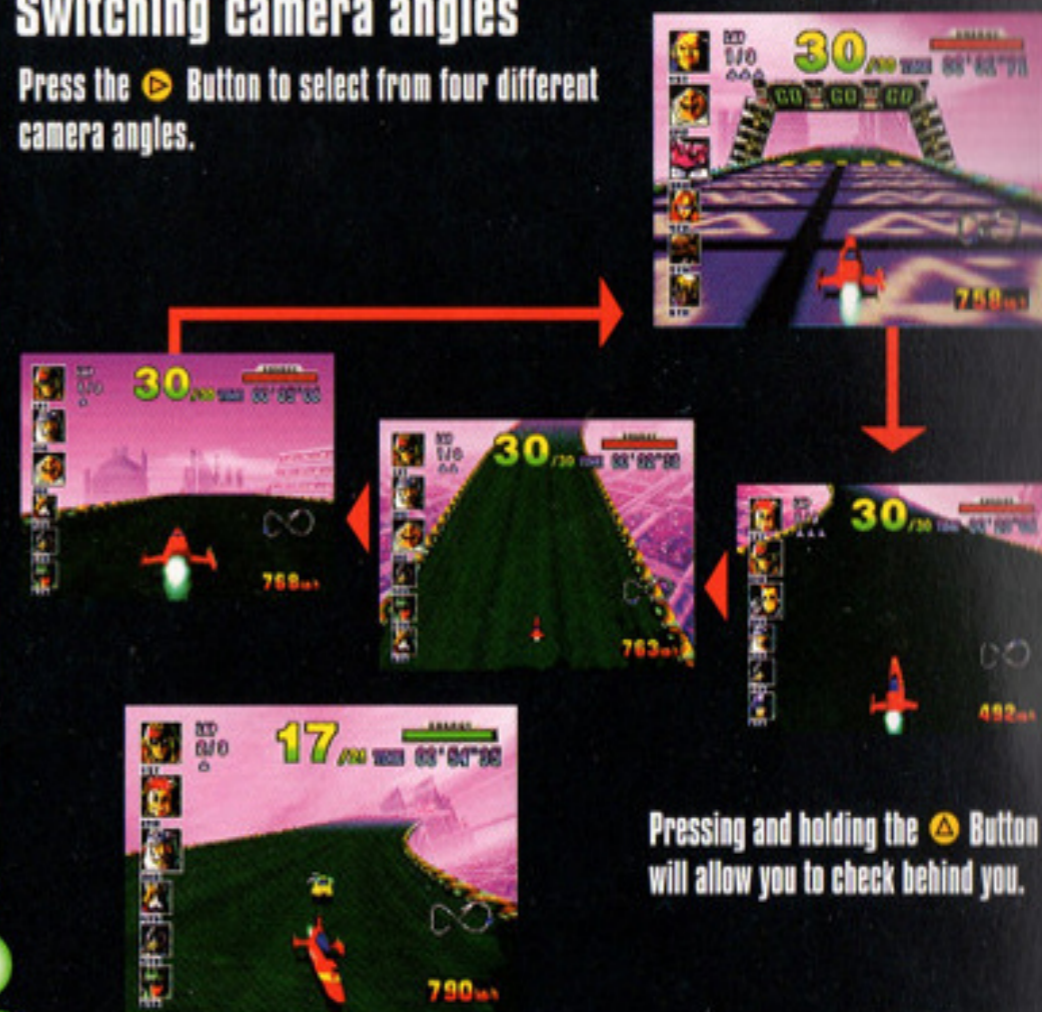
Driving with the R and Z Button

Some curves are too sharp to take with just the Control Stick. Try using the slide or drift turns.



Switching camera angles

Press the Button to select from four different camera angles.



★★★★ Attacking a Rival Machine ★★★★★

By using a side or spin attack, you can obstruct other rivals without damaging your machine. This technique is very effective in Death Race or VS mode.

Side Attack



When an opponent is driving near a guard rail, use the side attack to make the width smaller.

Spin Attack



Use the spin attack when there is no guard rail to push your opponent off the course.

If you cause your rival to retire, your energy will slightly recover.

